



## Report for the EACMFS about Pre-Specialist Assessment

### Prepared By Patrick Magennis, Frank Hölzle



The assessment took place at 8pm CET on Sept 2022 with a follow-up session for Australians at 10am CET (9pm Australian time) on Sunday 18<sup>th</sup> Sept 2022. There were 184 people who registered for the exam and 128 took part in the first sitting, 14 in the second.

#### Participants

Nation	Number
United Kingdom	30
Germany	21
Portugal	13
Belgium	11
Spain	9
Australia	6
Italy	6
Denmark	5
France	5
Estonia	4
Netherlands	4
Croatia	3
Romania	3
Switzerland	3
Serbia And Montenegro	2
Greece	2
Latvia	2
Poland	2
Finland	1
Chad	1
Hungary	1
Czech Republic	1
Sweden	1
Azerbaijan	1
Tunisia	1
Israel	1
Slovenia	1
Pakistan	1
Jordan	1
<b>Total</b>	<b>142</b>

#### Registrants

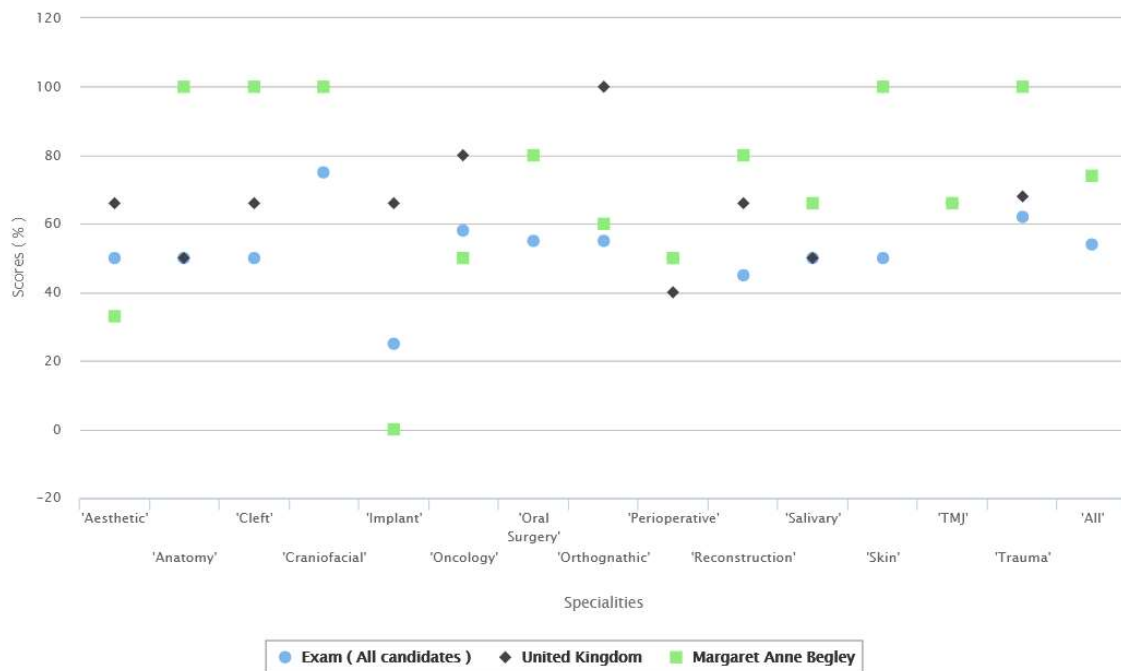
Nation	Number
United Kingdom	41
Germany	29
Spain	14
Belgium	13
Portugal	13
France	8
Denmark	7
Italy	7
Romania	6
Australia	6
Netherlands	5
Estonia	4
Poland	3
Serbia And Montenegro	3
Croatia	3
Switzerland	3
Greece	2
Slovenia	2
Latvia	2
Tunisia	2
Finland	1
Israel	1
Syrian Arab Republic	1
Bosnia And Herzegovina	1
Lithuania	1
Hungary	1
Sweden	1
Azerbaijan	1
Chad	1
Czech Republic	1
Ukraine	1
Pakistan	1
Palestinian Territory, Occupied	1
Jordan	1
<b>Grand Total</b>	<b>187</b>

## Individual

Each candidate got their own score at the end of their assessment. After the exam closed, they were able to log back in and see their own results summarised by curricular heading for each question.

Number of questions:	3	2	3	2	1	6	5	5	2	5	3	4	3	6	50
Questions answered:	3	2	3	2	1	6	5	5	2	5	3	4	3	6	50
Correct answers:	1	2	3	2	0	3	4	3	1	4	2	4	2	6	37
Result:	33%	100%	100%	100%	0%	50%	80%	60%	50%	80%	66%	100%	66%	100%	74%

Scatter plot: Candidate average scores vs location and all average scores



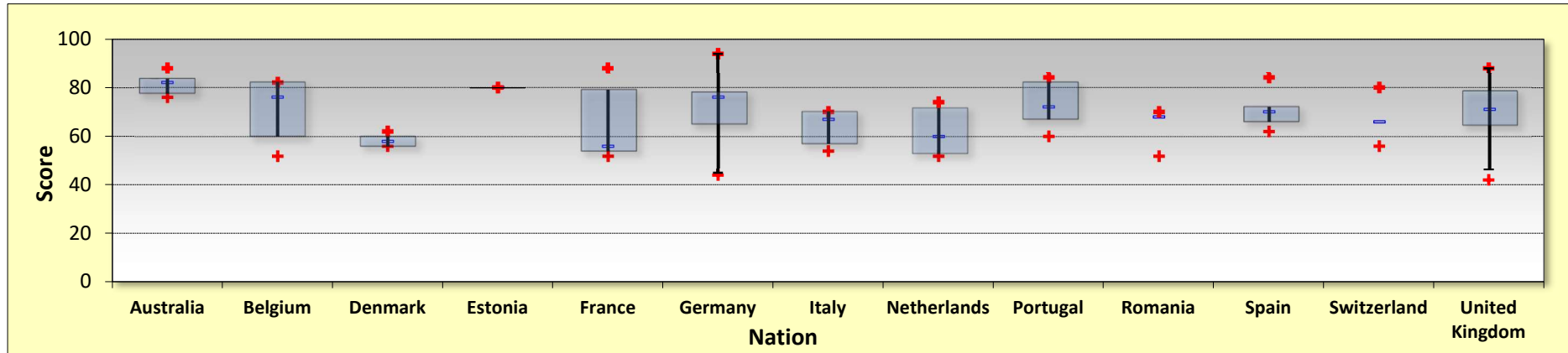
## Overall Statistics

The statistics of the results are summarised below

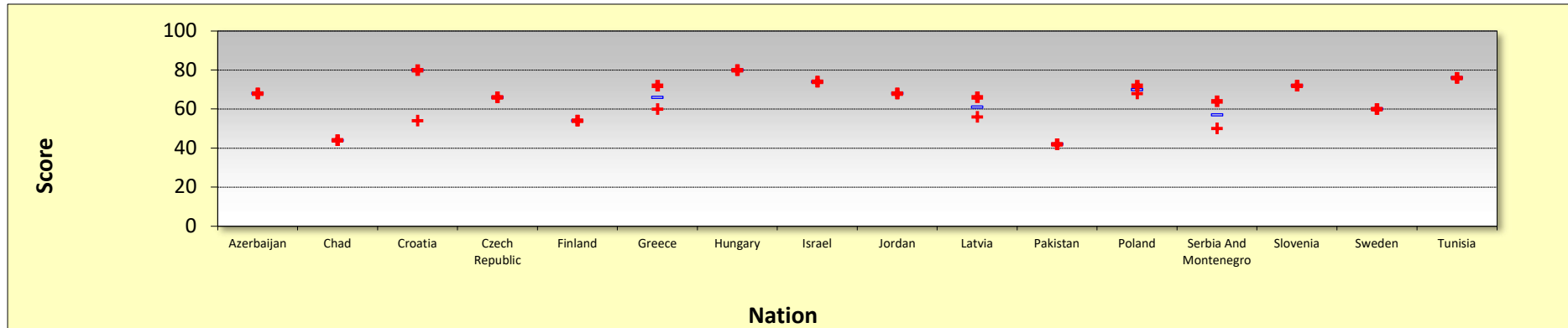
Valid cases	142
Mean	69.32394366
Std. error of mean	0.944972306
Variance	126.8021177
Std. Deviation	11.26064464
Variation Coefficient	0.162435142
rel. V.coefficient(%)	1.363125432
	-
Skew	0.222616031
	-
Kurtosis	0.432997527
Minimum	42
Maximum	94
Range	52
Sum	9844
1st percentile	42
5th percentile	52
10th percentile	54
25th percentile	60
Median	70
75th percentile	78
90th percentile	82
95th percentile	88
99th percentile	94
Geom. mean	68.36643264

## Box and Whisker Analysis by Nation

### Nations with 3 or more participants

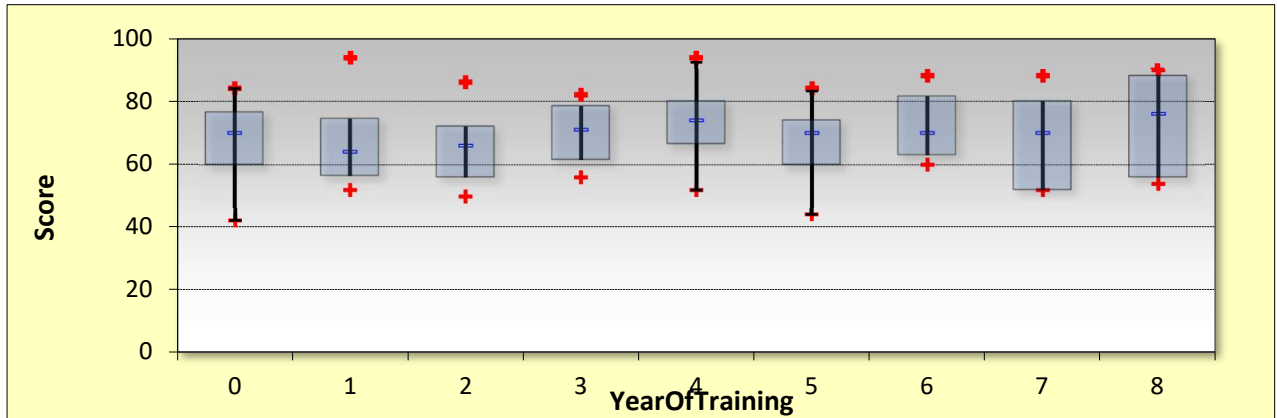


### Nations with 1 or 2 participants

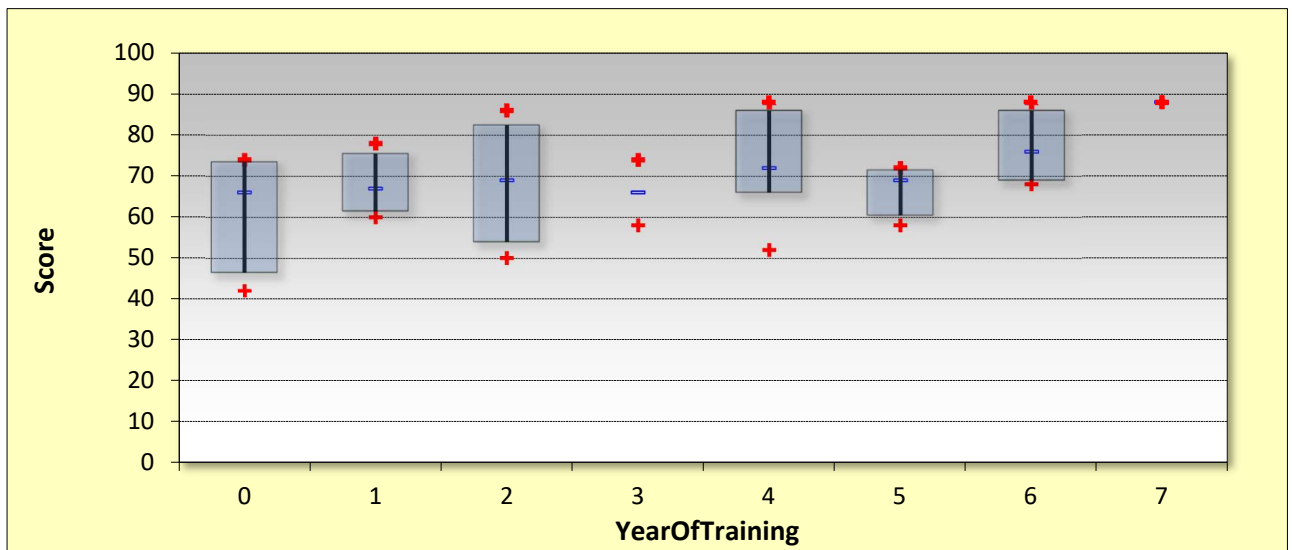


## Box and Whisker Overall Scores

These charts show that trainees scores improved as duration of training lengthened



## Box and Whisker UK Scores



## Box and Whisker German Scores

